



District Report Card: 2017


State: Rajasthan	District: Rajsamand
Class: 3	Subject: Language
Schools: 59	Students: 815


Participation/Coverage


Students

<div>GENDER</div> <div></div>	Boys		Girls	
	Number	%	Number	%
	409	50.18	406	49.82

<div>AREA</div> <div></div>	Rural		Urban	
	Number	%	Number	%
	767	94.11	48	5.89

<div>CATEGORY</div> <div></div>	SC		ST		OBC		GEN	
	Number	%	Number	%	Number	%	Number	%
	81	9.94	215	26.38	455	55.83	64	7.85

<div>CWSN</div> <div></div>	LD	VI	HI	S&LD	ID	Oth
	3	3	0	1	6	2

<div>Management</div> <div></div>	Government		Government-aided	
	Number	%	Number	%
	815	100.00	0	0.00

Average Performance of Students in Language (%)

Overall	Gender		Area		Management		Social Group			
	Male	Female	Rural	Urban	Govt.	Aided	SC	ST	OBC	GEN
70.60	69.75	71.46	70.90	65.83	70.60	0.00	75.80	69.49	69.88	72.92

Performance on Learning Outcomes (LOs)

Learning Outcomes	Description	Average Performance(%)
L304	Reads small texts with comprehension i.e., identifies main ideas, details, sequence and draws conclusions	70.22
L312	Reads printed scripts on the classroom walls: poems, posters, charts etc.	71.36

Range of Performance of Students who Answered Correctly							
Below 30%		30% - 50%		50% - 75%		Above 75%	
Number	%	Number	%	Number	%	Number	%
55	6.75	100	12.27	278	34.11	382	46.87

Lowest Performing Learning Outcomes (LOs)

- 1 - Reads small texts with comprehension i.e., identifies main ideas, details, sequence and draws conclusions (70.22)
- 2 - Reads printed scripts on the classroom walls: poems, posters, charts etc. (71.36)